


PD SERIES MENU



CUSTOM MULTI-CIRCUIT POWER DISTRIBUTION CENTERS

Part numbers for the PD-Series are determined by the features selected. To determine the part number fill in the blanks under the heading, "PART NUMBER." When ordering communicate the desired features by quoting this number. The associated costs can be computed using information on this sheet in combination with the Juice Goose dealers' price sheet. Use the back of this form when ordering a "Special" circuit configuration.

	PART NUMBER	COST
<u>BASE UNIT</u>		
PD1A, PD1B or PD3 See Juice Goose Price Sheet for Details	_____	_____
<u>WIRE HARNESS H'WARE</u> N=Chase Nipple, C=Conduit	_____ (N or C)	No Charge
<u>ISOLATED GROUND</u> Designate with "IG" or "0"	_____ ("IG" or "0")	_____ (PD1A \$63, PD1B \$32)
<u>INDIVIDUAL GROUNDS</u> (Standard on PD3)	_____ ("1" or "0")	_____ (\$2.50 per circuit)
<u>NUMBER OF CIRCUITS</u> (See specifications for maximums.)	_____	No Charge
<u>CIRCUIT ORIENTATION</u> G=(A,A,B,B,C,C), A=(A,B,C,A,B,C) S=(Special Configuration, detail on back.)	_____ (G, A or S)	No Charge
<u>WIRE HARNESS LOCATION</u> T=Top, B=Bottom	_____ (T or B)	No Charge
<u>WIRE HARNESS LENGTH</u>	_____ (feet)	_____ (\$0.36 x number of circuits)
<u>FLEX CONDUIT LENGTH</u> (Metal Greenfield Conduit)	_____ (feet or 0)	_____ (\$0.67 per foot)
<u>MID ATL. MOUNTING OPTION</u> (Standard on PD3)	_____ (MA or 0)	_____ (\$8.50)
	<u>TOTAL COST</u>	_____
	<u>QUANTITY</u>	_____

LIT-PD-MENU 4-03

CUST _____ P.O. # _____ PHONE _____

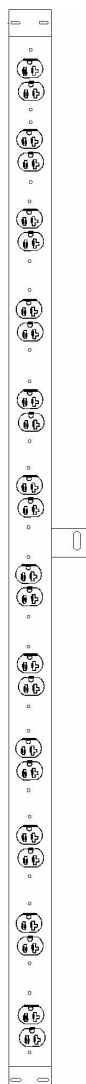
PD SERIES CUSTOM CONFIGURATION CHART

Use this side of the MENU to indicate any special circuit configurations - other than grouped or alternating. If a non-standard or special arrangement of circuits is required, this is the form to use to make such an indication. This is particularly helpful when ordering a PD3, since so many variations are possible, including 30 amp circuits and twist lock connectors. 30 amp circuits will have NEMA L5/30R receptacles unless otherwise requested. Use the MENU on the other side of this page for most design specifications.

ADDITIONAL COMMENTS OR REQUIREMENTS: _____

CIRCUIT

PD1A



- 1
- 2
- 3
- 4
- 5
- 6
- 7
- 8
- 9
- 10
- 11
- 12

CIRCUIT

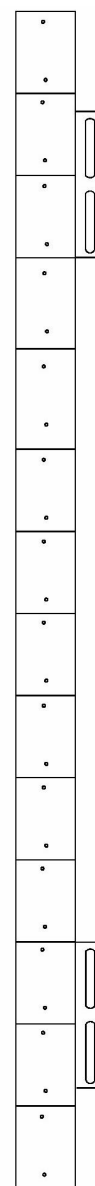
PD1B



- 1
- 2
- 3
- 4
- 5
- 6

CIRCUIT
AMPS

PD3



- 1
- 2
- 3
- 4
- 5
- 6
- 7
- 8
- 9
- 10
- 11
- 12
- 13
- 14



Phone: 713-772-1404 Fax: 713-772-7360 email: info@juicegoose.com

www.juicegoose.com